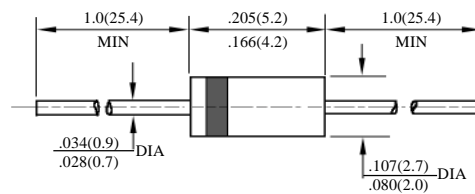


1N4001G – 1N4007G

1A 普通玻璃二极管

1A GENERAL PURPOSE GPP DIODES

型号 TYPE	最大反向 峰值电压 Maximum Peak Reverse Voltage	最大平均正向电流 Maximum Average Rectified Current @ Half-Wave Resistive Load 60Hz		最大正向浪涌电流 Maximum Forward Peak Surge Current @ 8.3ms Superimposed	最大反向漏电电流 Maximum Reverse Current @ PRV @ T <sub>A</sub> =25°C	最大正向电压 Maximum Forward Voltage @ T <sub>A</sub> =25°C		外型尺寸 Package Dimensions
	PRV	I <sub>O</sub> @ T <sub>L</sub>		I <sub>FM</sub> (Surge)	I <sub>R</sub>	I <sub>FM</sub>	V <sub>FM</sub>	
	V <sub>PK</sub>	A <sub>AV</sub>	°C	A <sub>PK</sub>	μA <sub>dc</sub>	A <sub>PK</sub>	V <sub>PK</sub>	
1N4001G	50	1.0	75	30	5.0	1.0	1.1	DO-41
1N4002G	100							
1N4003G	200							
1N4004G	400							
1N4005G	600							
1N4006G	800							
1N4007G	1000							



DO – 41

# 1N4001G-1N4007G

## DO-41 封装 1A 普通二极管额定值与特性曲线

### RATING & CHARACTERISTIC CURVES OF 1A GENERAL DIODES OF DO-41 PACKAGE

FIG. 1 - TYPICAL FORWARD CURRENT DERATING CURVE

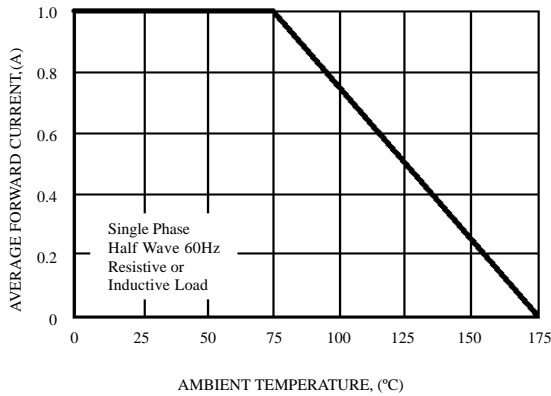


FIG. 3 - MAXIMUM NON-REPETITIVE FORWARD SURGE CURRENT

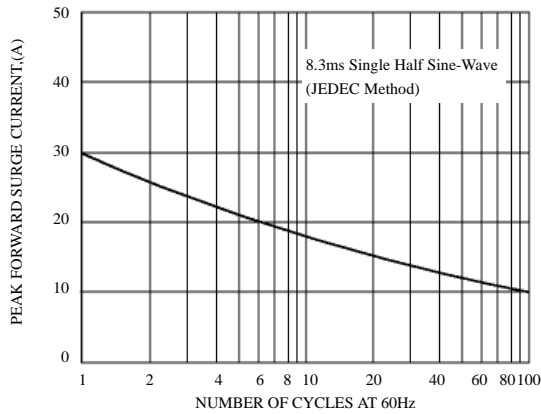


FIG. 5 - TYPICAL JUNCTION CAPACITANCE

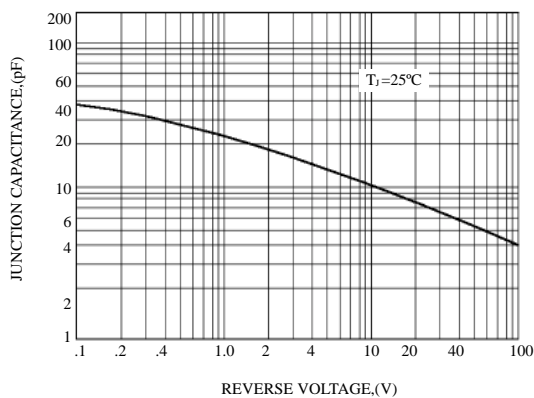


FIG. 2 - TYPICAL INSTANTANEOUS FORWARD CHARACTERISTICS

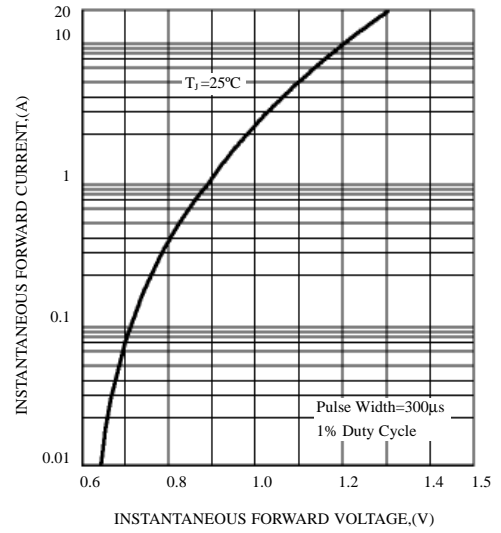


FIG. 4 - TYPICAL REVERSE CHARACTERISTICS

